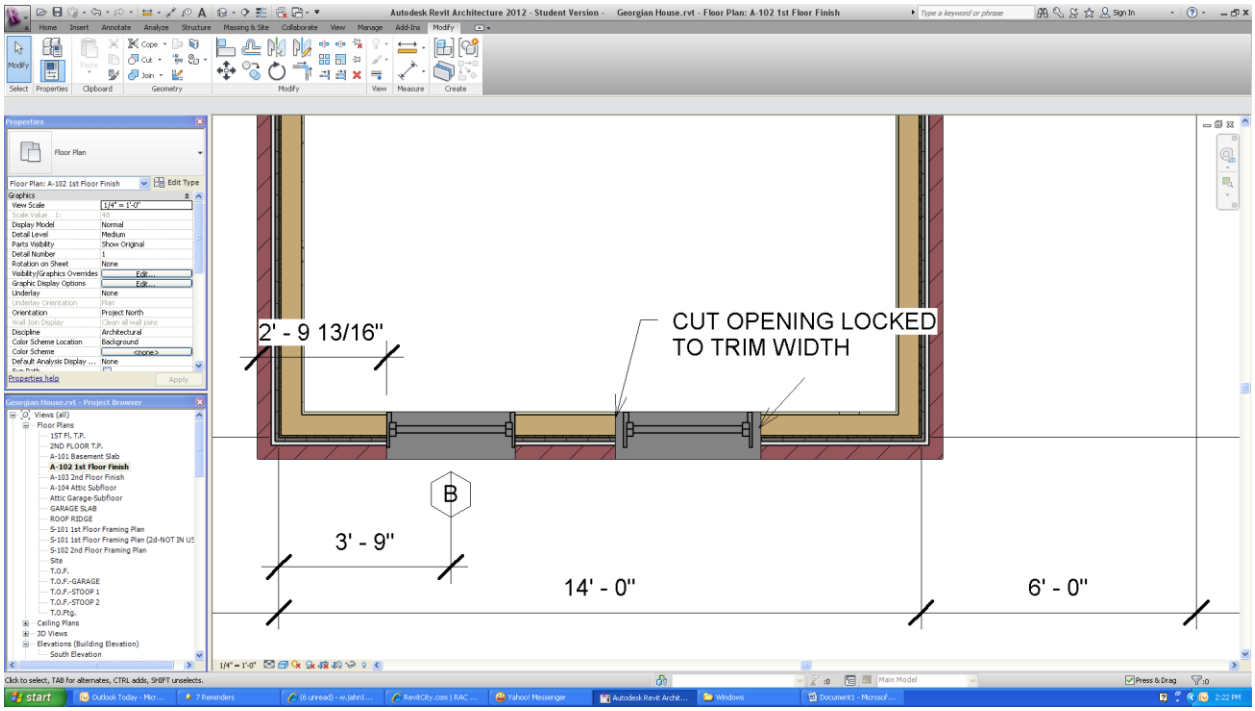
Autodesk Revit Architecture 2012 - Student Version - Georgian House.rvt - Floor Plan: A-102 1st Floor Finish
2' - 9 13/16"
CUT OPENING LOCKED
TO TRIM WIDTH
B
3' - 9"
14' - 0"
6' - 0"

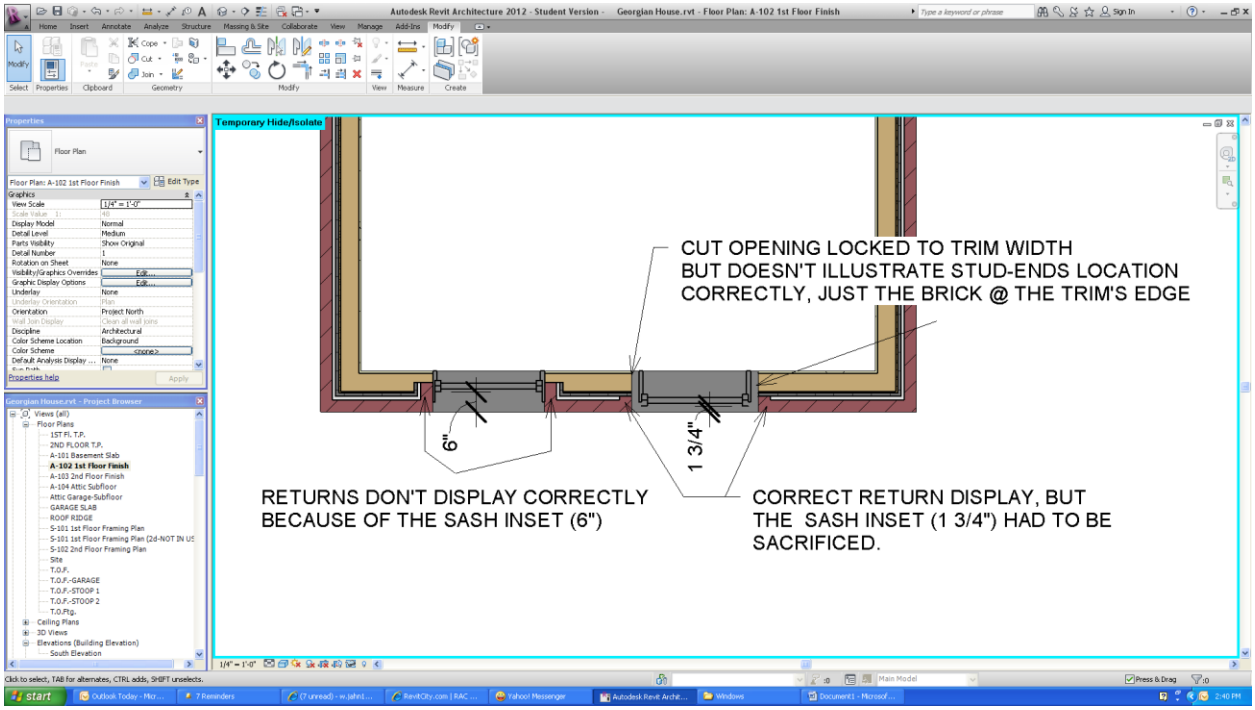
Autodesk Revit Architecture 2012 - Student Version - Georgian House.rvt - Floor Plan: A-102 1st Floor Finish
Temporary Hide/Isolate
CUT OPENING LOCKED TO TRIM WIDTH
BUT DOESN'T ILLUSTRATE STUD-ENDS LOCATION
CORRECTLY, JUST THE BRICK @ THE TRIM'S EDGE
6"
1 3/4"
RETURNS DON'T DISPLAY CORRECTLY
BECAUSE OF THE SASH INSET (6")
CORRECT RETURN DISPLAY, BUT
THE SASH INSET (1 3/4") HAD TO BE
SACRIFICED.

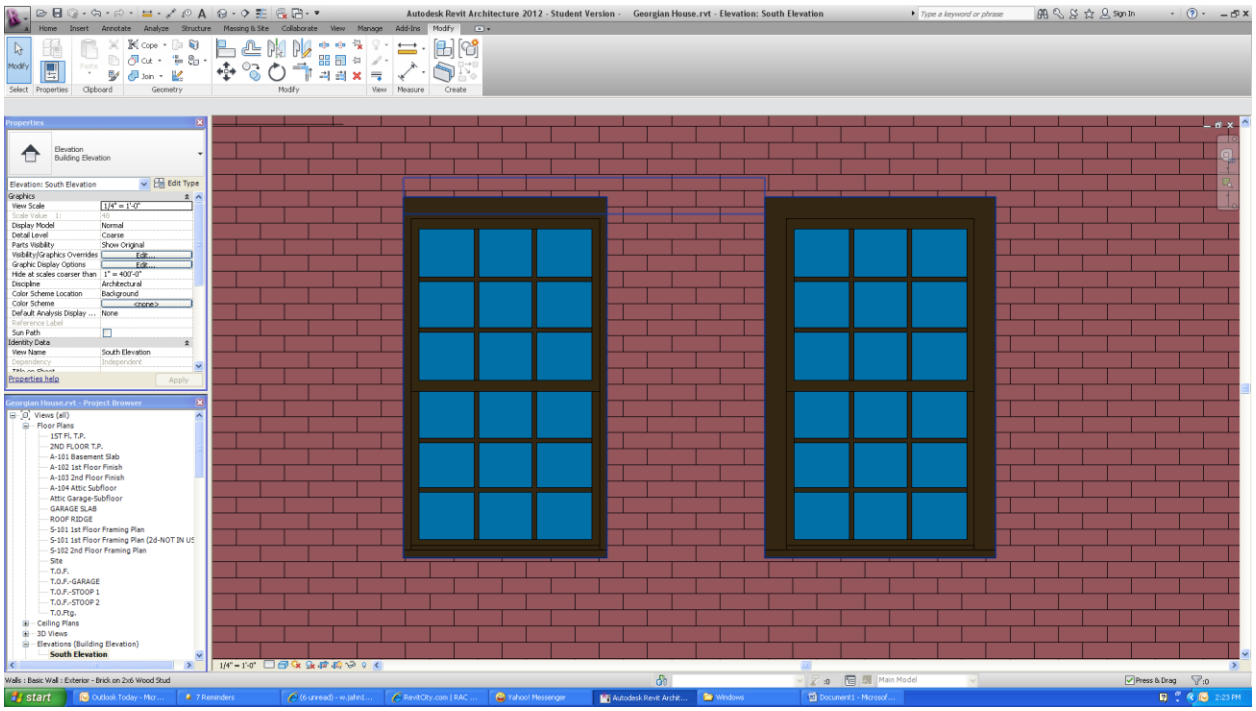
Autodesk Revit Architecture 2012 - Student Version - Georgian House.rvt - Elevation: South Elevation
Home Insert Annotate Analyze Structure Massing & Site Collaborate View Manage Add-Ins Modify
Modify Select Properties Paste Clipboard Cut Join Geometry Modify View Measure Create
Properties
Elevation
Building Elevation
Elevation: South Elevation
Edit Type
Graphics
View Scale 1/4" = 1'-0"
Scale Value 1: 48
Display Model Normal
Detail Level Coarse
Parts Visibility Show Original
Visibility/Graphics Overrides Edit...
Graphic Display Options Edit...
Hide at scales coarser than 1" = 400'-0"
Discipline Architectural
Color Scheme Location Background
Color Scheme <none>
Default Analysis Display ... None
Reference Label
Sun Path
Identity Data
View Name South Elevation
Dependency Independent
Properties help
Apply
Georgian House.rvt - Project Browser
Views (all)
Floor Plans
1ST Fl. T.P.
2ND FLOOR T.P.
A-101 Basement Slab
A-102 1st Floor Finish
A-103 2nd Floor Finish
A-104 Attic Subfloor
Attic Garage-Subfloor
GARAGE SLAB
ROOF RIDGE
S-101 1st Floor Framing Plan
S-101 1st Floor Framing Plan (2d-NOT IN US
S-102 2nd Floor Framing Plan
Site
T.O.F.
T.O.F.-GARAGE
T.O.F.-STOOP 1
T.O.F.-STOOP 2
T.O.Ftg.
Ceiling Plans
3D Views
Elevations (Building Elevation)
South Elevation
1/4" = 1'-0"
Walls : Basic Wall : Exterior - Brick on 2x6 Wood Stud
Main Model
Press & Drag
start

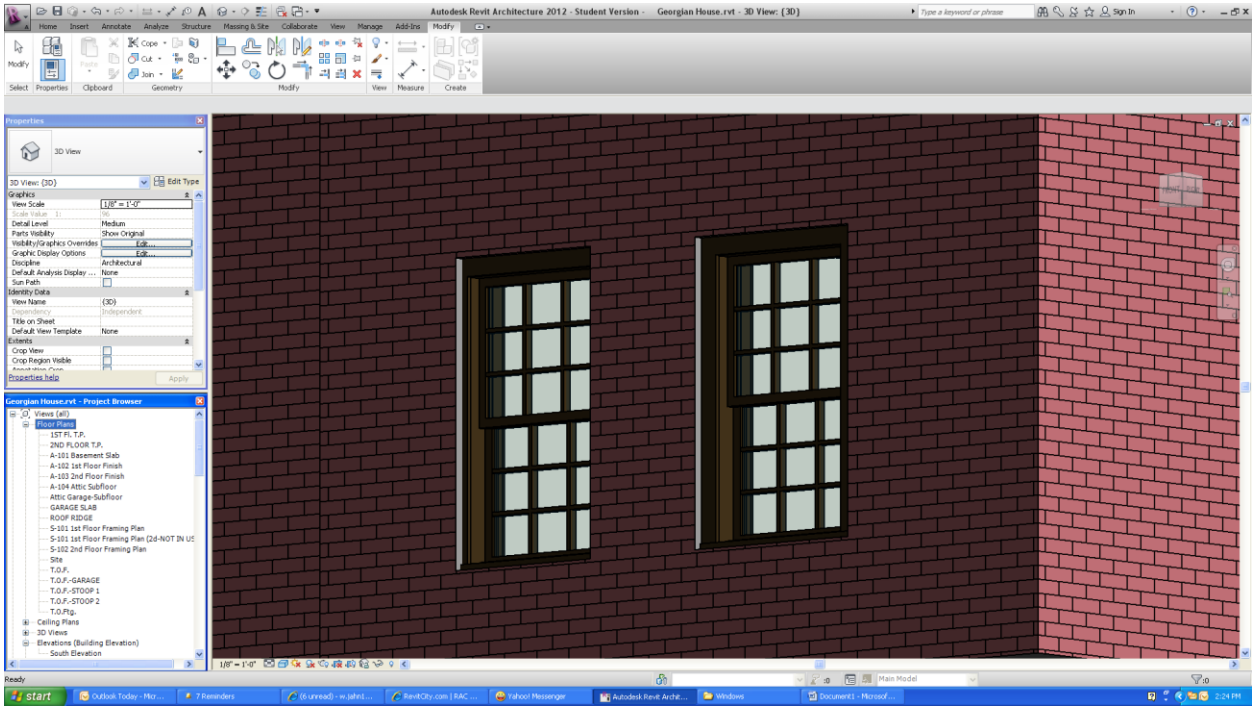
Autodesk Revit Architecture 2012 - Student Version - Georgian House.rvt - 3D View: {3D}
Home Insert Annotate Analyze Structure Massing & Site Collaborate View Manage Add-Ins Modify
Modify Select Properties Paste Clipboard Cut Join Geometry Modify View Measure Create
Properties
3D View
3D View: {3D}
Edit Type
Graphics
View Scale 1/8" = 1'-0"
Scale Value 1: 96
Detail Level Medium
Parts Visibility Show Original
Visibility/Graphics Overrides Edit...
Graphic Display Options Edit...
Discipline Architectural
Default Analysis Display ... None
Sun Path
Identity Data
View Name {3D}
Dependency Independent
Title on Sheet
Default View Template None
Extents
Crop View
Crop Region Visible
Properties help
Apply
Georgian House.rvt - Project Browser
Views (all)
Floor Plans
1ST Fl. T.P.
2ND FLOOR T.P.
A-101 Basement Slab
A-102 1st Floor Finish
A-103 2nd Floor Finish
A-104 Attic Subfloor
Attic Garage-Subfloor
GARAGE SLAB
ROOF RIDGE
S-101 1st Floor Framing Plan
S-101 1st Floor Framing Plan (2d-NOT IN US
S-102 2nd Floor Framing Plan
Site
T.O.F.
T.O.F.-GARAGE
T.O.F.-STOOP 1
T.O.F.-STOOP 2
T.O.Ftg.
Ceiling Plans
3D Views
Elevations (Building Elevation)
South Elevation
1/8" = 1'-0"
Ready
Main Model
start